

Pin Adapter PGA 2,54 mm

Series **056**

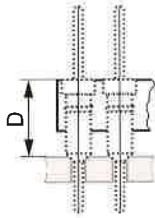


Rated current	1,0 A
Rated voltage	100 VRMS / Vdc
Withstand voltage	700 VRMS for one minute
Material contact	Copper alloy
Material insulator	High temp. thermoplast UL94V-0
Operating temperature	-55°C to +125°C
Max. processing temper.	260°C for 10 seconds

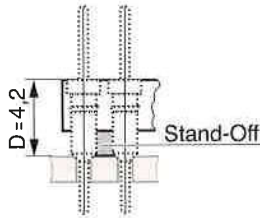
pitch	2,54
termination	

All dimensions in mm.

Variation



1



2

PGA footprint (for details please see page 8-12)

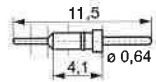
001, 006, 007, 013, 014, 020, 021, 027, 028, 029, 035, 036, 037, 043, 044, 045, 046, 047, 048, 054, 055, 056, 057, 058, 059, 060, 061, 062, 063, 069, 070, 071, 072, 073, 079, 080, 081, 082, 083, 084, 085, 086, 087, 088, 089, 090, 091, 092, 093, 094, 095, 096, 097, 098, 104, 105, 106, 107, 108, 109, 110, 116, 117, 118, 119, 120, 121, 122, 123, 124, 125, 126, 127, 128, 129, 135, 136, 137, 138, 139, 145, 146, 147, 148, 149, 155, 156, 157, 159, 160, 161, 162, 163, 164, 170, 171, 172, 173, 174, 175, 176, 177, 178, 179, 185, 186, 187, 198, 199, 200, 201, 202, 203, 204, 205

Contact type (for details please see page 6-7)

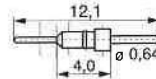
M1



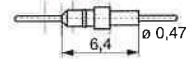
M2



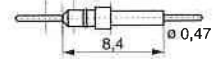
M3




N1



N2

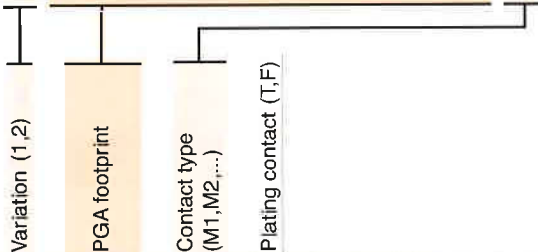


N4



contact type	dimension		available in variation
	D		
M1	4,1	1	
M1	4,2		2
M2	4,1	1	
M2	4,2		2
M3	4,0	1	
M3	4,2		2
N1	4,0	1	
N1	4,2		2
N2	4,0	1	
N2	4,2		2
N4	4,0	1	
N4	4,2		2

Plating:
T = Sn
F = Au



www.mpe-connector.de

Order code:

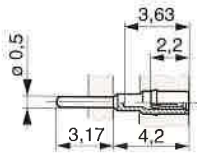
056 - - - N X - X S 0

Mating series	054	063
see page	9-2	9-3

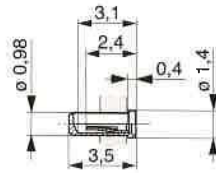
Product group
9

Contact Type

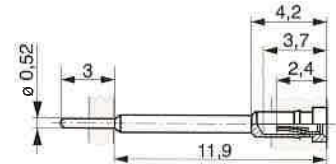
A5



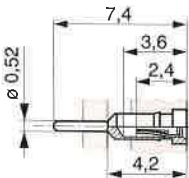
C4



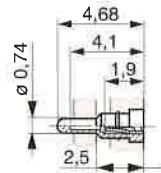
F6



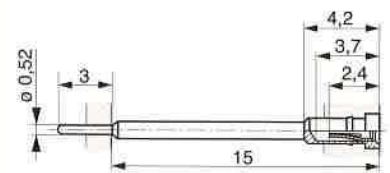
B1



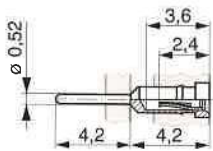
D1



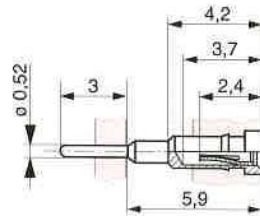
F7



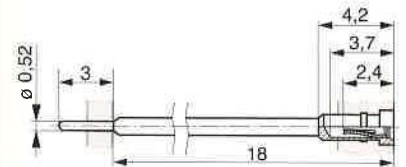
B2



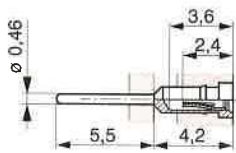
F1



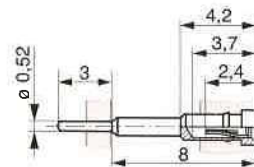
F8



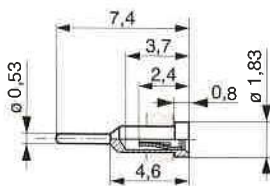
B3



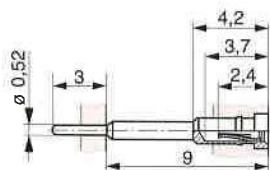
F2



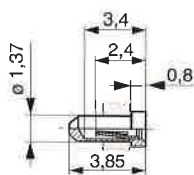
C1



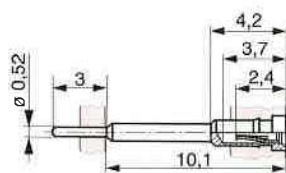
F3



C2



F4



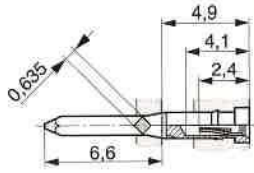
www.mpe-connector.de

Product group
9

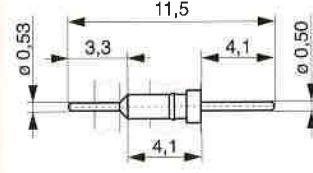
Contact Type

MPE-Garry GmbH • Schätflerstraße 13 • 87629 Füssen • Germany • Phone: +49 (0) 83 62 / 91 56-0 • Fax: +49 (0) 83 62 / 91 56-500 • Email: vk@mpe-connector.de • www.mpe-connector.de

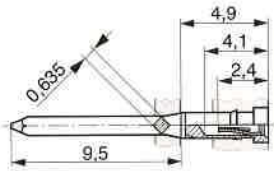
G1



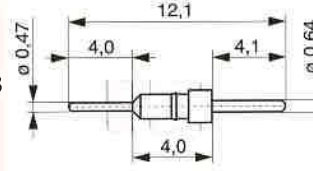
M1



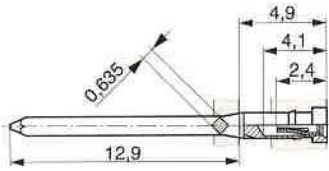
G2



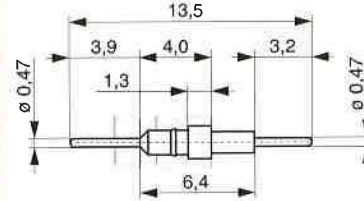
M3



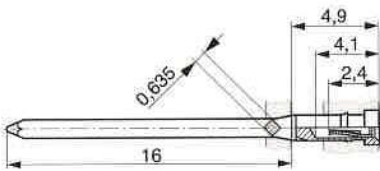
G3



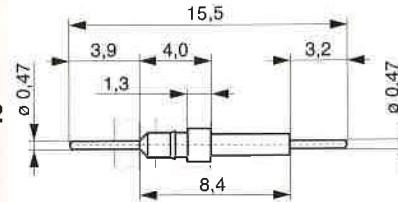
N1



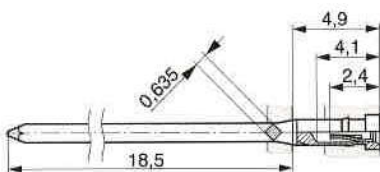
G4



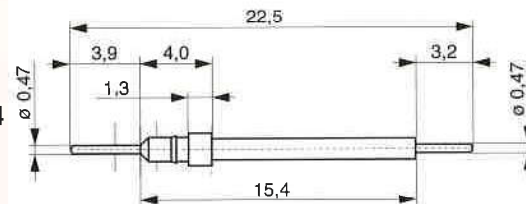
N2



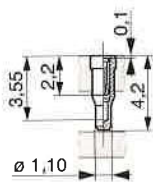
G5



N4



H6



www.mpe-connector.de

Product group
9

PGA footprint

001 4x5 (20) 	006 5x5 (12) 	007 5x5 (25) 	013 6x6 (28) 	014 6x6 (36)
020 7x7 (14) 	021 7x7 (49) 	027 8x8 (44) 	028 8x8 (49) 	029 8x8 (64)
035 9x9 (52) 	036 9x9 (56) 	037 9x9 (81) 	043 10x10 (64) 	044 10x10 (65)
045 10x10 (68) 	046 10x10 (84) 	047 10x10 (85) 	048 10x10 (100) 	054 11x11 (68)
055 11x11 (69) 	056 11x11 (72) 	057 11x11 (73) 	058 11x11 (84) 	059 11x11 (85)
060 11x11 (96) 	061 11x11 (97) 	062 11x11 (120) 	063 11x11 (121) 	069 12x12 (84)

Product group
9

PGA footprint

MPE-Garry GmbH • Schäfflerstraße 13 • 87629 Füssen • Germany • Phone: +49 (0) 83 62 / 91 56-0 • Fax: +49 (0) 83 62 / 91 56-500 • Email: vk@mpe-connector.de • www.mpe-connector.de

070 12x12 (89) 	071 12x12 (108) 	072 12x12 (109) 	073 12x12 (144) 	079 13x13 (84)
080 13x13 (84) 	081 13x13 (85) 	082 13x13 (88) 	083 13x13 (88) 	084 13x13 (89)
085 13x13 (100) 	086 13x13 (100) 	087 13x13 (101) 	088 13x13 (114) 	089 13x13 (114)
090 13x13 (120) 	091 13x13 (121) 	092 13x13 (124) 	093 13x13 (125) 	094 13x13 (128)
095 13x13 (132) 	096 13x13 (144) 	097 13x13 (145) 	098 13x13 (169) 	104 14x14 (95)
105 14x14 (124) 	106 14x14 (125) 	107 14x14 (132) 	108 14x14 (133) 	109 14x14 (135)

PGA footprint

110 14x14 (196) 	116 15x15 (101) 	117 15x15 (144) 	118 15x15 (145) 	119 15x15 (148)
120 15x15 (149) 	121 15x15 (149) 	122 15x15 (153) 	123 15x15 (156) 	124 15x15 (160)
125 15x15 (176) 	126 15x15 (177) 	127 15x15 (179) 	128 15x15 (181) 	129 15x15 (225)
135 16x16 (155) 	136 16x16 (156) 	137 16x16 (175) 	138 16x16 (175) 	139 16x16 (256)
145 17x17 (168) 	146 17x17 (169) 	147 17x17 (209) 	148 17x17 (240) 	149 17x17 (289)
155 18x18 (179) 	156 18x18 (179) 	157 18x18 (191) 	159 18x18 (224) 	160 18x18 (225)

Product group
9

PGA footprint

MPE-Garry GmbH • Schäßlerstraße 13 • 87629 Füssen • Germany • Phone: +49 (0) 83 62 / 91 56-0 • Fax: +49 (0) 83 62 / 91 56-500 • Email: vk@mpe-connector.de • www.mpe-connector.de

<p>161 18x18 (241)</p>	<p>162 18x18 (259)</p>	<p>163 18x18 (281)</p>	<p>164 18x18 (324)</p>	<p>170 19x19 (100)</p>
<p>171 19x19 (193)</p>	<p>172 19x19 (217)</p>	<p>173 19x19 (238)</p>	<p>174 19x19 (240)</p>	<p>175 19x19 (257)</p>
<p>176 19x19 (279)</p>	<p>177 19x19 (280)</p>	<p>178 19x19 (281)</p>	<p>179 19x19 (361)</p>	<p>185 20x20 (257)</p>
<p>186 20x20 (299)</p>	<p>187 20x20 (400)</p>	<p>198 21x21 (273)</p>	<p>199 21x21 (319)</p>	<p>200 21x21 (319)</p>
<p>201 21x21 (320)</p>	<p>202 21x21 (441)</p>	<p>203 22x22 (287)</p>	<p>204 22x22 (340)</p>	<p>205 22x22 (484)</p>

Product group
9



www.mpe-connector.de

PGA footprint

550 33x33 (321) □ 25,40 □ 43,20	551 33x33 (323) □ 22,86 □ 43,20	552 33x33 (364) □ 22,86 □ 43,20	553 33x33 (365) □ 22,86 □ 43,20	560 35x35 (293) □ 25,00 □ 47,10
561 35x35 (325) □ 25,00 □ 47,10	562 35x35 (328) □ 25,00 □ 47,10	563 35x35 (391) □ 25,00 □ 47,10	564 35x35 (305) □ 25,10 □ 47,10	565 35x35 (280) □ 25,00 □ 47,10
566 35x35 (369) □ 25,00 □ 47,10	567 35x35 (431) □ 25,00 □ 47,10	569 37x37 (296) □ 27,50 □ 49,60	570 37x37 (321) □ 31,00 □ 50,08	571 37x37 (401) □ 27,50 □ 49,60
572 37x37 (420) □ 27,50 □ 49,60	573 37x37 (463) □ 25,00 □ 49,50	575 37x37 (403) □ 27,00 □ 49,50	577 37x37 (320) □ 27,00 □ 49,50	583 37x37 (370) □ 31,00 □ 50,80
670 37x37 (321) □ 31,00 □ 50,08	578 39x39 (369) □ 33,02 □ 50,80	574 39x39 (411) □ 25,10 □ 50,80	579 39x39 (447) □ 30,48 □ 50,80	580 39x39 (557) □ 12,70 □ 50,80
581 39x39 (761) □ 27,80 □ 50,80	610 43x43 (559) □ 27,80 □ 55,90	611 43x43 (504) □ 27,80 □ 55,90	600 47x47 (599) □ 32,00 □ 52,30	

Product group
9

MPE-Garry GmbH • Schäßlerstraße 13 • 87629 Füssen • Germany • Phone: +49 (0) 83 62 / 91 56-0 • Fax: +49 (0) 83 62 / 91 56-500 • Email: vk@mpe-connector.de • www.mpe-connector.de



www.mpe-connector.de