


PGA Socket 2,54 mm

Series **054**

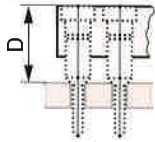


Rated current 1,0 A
 Rated voltage 100 VRMS / Vdc
 Withstand voltage 700 VRMS for one minute
 Material contact Copper alloy
 Material clip BeCu
 Material insulator High temp. thermoplast UL94V-0
 Operating temperature -55°C to +125°C
 Max. processing temper. 260°C for 10 seconds

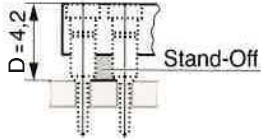
pitch **2,54**
 termination
 mating pin size
 ø 0,40-0,56
 □ 0,25x0,45

All dimensions in mm.

Variation



1



2

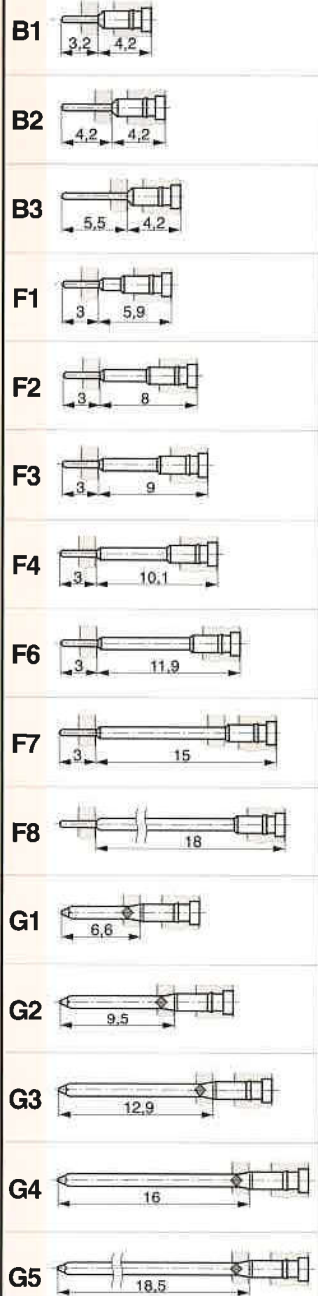
PGA footprint

(for details please see page 8-12)

001, 006, 007, 013, 014, 020, 021, 027, 028, 029, 035, 036, 037, 043, 044, 045, 046, 047, 048, 054, 055, 056, 057, 058, 059, 060, 061, 062, 063, 069, 070, 071, 072, 073, 079, 080, 081, 082, 083, 084, 085, 086, 087, 088, 089, 090, 091, 092, 093, 094, 095, 096, 097, 098, 104, 105, 106, 107, 108, 109, 110, 116, 117, 118, 119, 120, 121, 122, 123, 124, 125, 126, 127, 128, 129, 135, 136, 137, 138, 139, 145, 146, 147, 148, 149, 155, 156, 157, 159, 160, 161, 162, 163, 164, 170, 171, 172, 173, 174, 175, 176, 177, 178, 179, 185, 186, 187, 198, 199, 200, 201, 202, 203, 204, 205

Contact type

(for details please see page 6-7)



contact type	dimension	available in variation	
	D		
B1	4,2	1	2
B2	4,2	1	2
B3	4,2	1	2
F1	5,9	1	
F2	8,0	1	
F3	9,0	1	
F4	10,1	1	
F6	11,9	1	
F7	15,0	1	
F8	18,0	1	
G1	4,9	1	
G2	4,9	1	
G3	4,9	1	
G4	4,9	1	
G5	4,9	1	

Clip style: S = 4 finger clip
 L = Low ins. force (6 finger clip)
 Plating: T = Sn
 F = Au
 H = Au 0,75 μ

Variation (1,2)

PGA footprint

Contact type (B1, B2,...)

Clip style (S,L)

Plating contact (T,F)

Plating clip (F,H)



www.mpe-connector.de

Order code:

054 - - - - - X S 0

Product group **9**