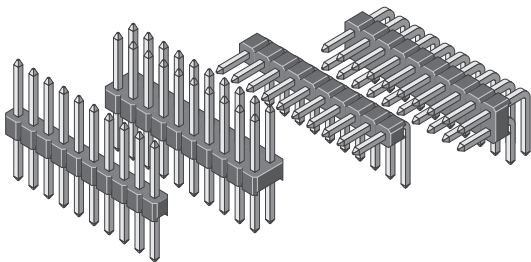


# Pin Header 1,00 mm

Series

**351**



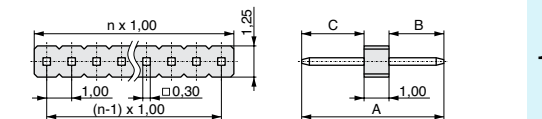
Rated current	1,0 A
Rated voltage	100 V <sub>RMS</sub> / V <sub>DC</sub>
Withstand voltage	250 V <sub>RMS</sub> for one minute
Material contact	Copper alloy
Material insulator	High temp. thermoplast UL94V-0
Operating temperature	-40°C to +105°C
Max. processing temper.	260°C for 10 seconds

pitch	<b>1,00</b>
termination	
contact size	
	<b>0,30</b>
max. pincount	<b>050 / 100</b>

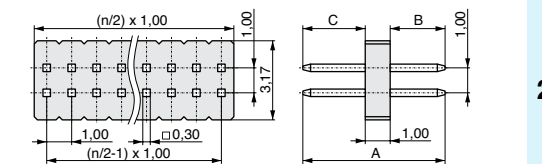
All dimensions in mm.

Product group  
**3**

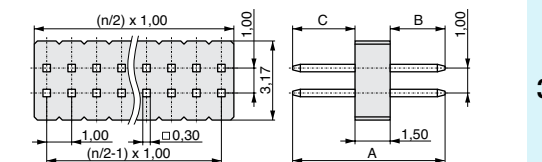
## Variation



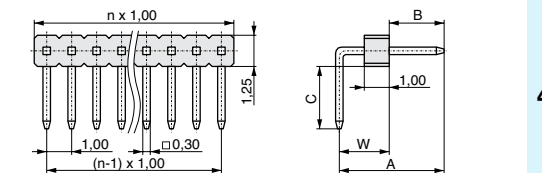
**1**



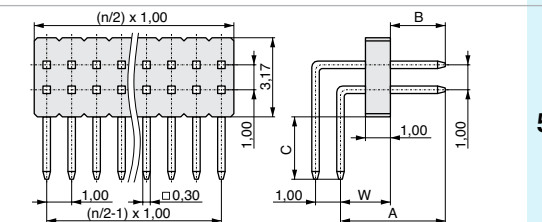
**2**



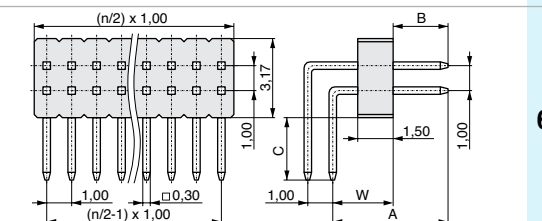
**3**



**4**



**5**



**6**

Plating:	* No. of contacts:
T = Sn	Variation 1 = 001 - 050
F = Au	Variation 2 = 002 - 100
S = Sel. Au	Variation 3 = 002 - 100
	Variation 4 = 001 - 050
	Variation 5 = 002 - 100
	Variation 6 = 002 - 100

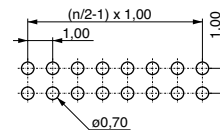
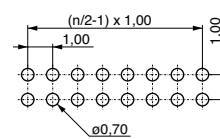
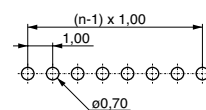
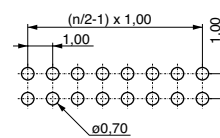
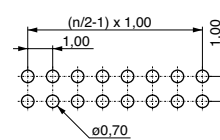
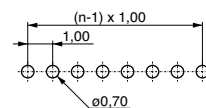
Variation (1,2,3,...)

No. of contacts \*  
(001,... - 100)

Plating contact (T,F,S)

A (1/100 mm)  
e.g. 1000 = 10,00 mm

## PCB Layout



see figure left	see figure left	see figure left	see figure left	available in variation
A	B	C	W	
9,40	1,90	6,50	-	1 2
9,90	1,90	6,50	-	3
10,70	3,20	6,50	-	1 2
11,20	3,20	6,50	-	3
12,00	4,50	6,50	-	1 2
12,50	4,50	6,50	-	3
4,70	1,90	6,50	2,80	4 5 6
6,00	3,20	6,50	2,80	4 5 6
7,30	4,50	6,50	2,80	4 5 6

Order code:

**351 - 2 - 2 - 2 - 2 - 0 - 2 - YSO - 2 - 2 - 2**

Mating series **306**  
see page **4-4**



www.mpe-connector.de

MPE-Garry GmbH • Schafflerstraße 13 • 87629 Füssen • Germany • Phone: +49 (0) 83 62 / 91 56-0 • Fax: +49 (0) 83 62 / 91 56-500 • Email: vk@mpe-connector.de • www.mpe-connector.de