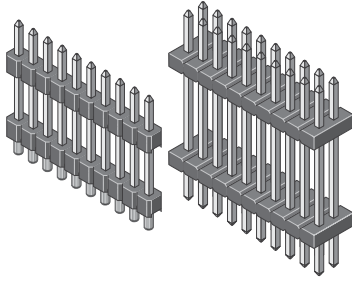


Pin Header Sandwich 1,27 mm

Series **177**



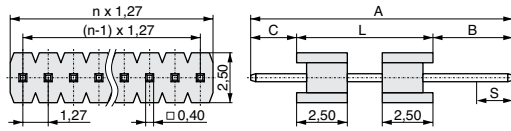
Rated current	1,0 A
Rated voltage	100 V _{RMS} / V _{DC}
Withstand voltage	300 V _{RMS} for one minute
Material contact	Copper alloy
Material insulator	High temp. thermoplast UL94V-0
Operating temperature	-40°C to +105°C
Max. processing temper.	260°C for 10 seconds

pitch	1,27
termination	
contact size	
	0,40
max. pincount	050 / 100

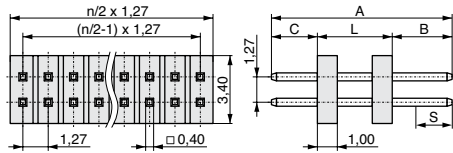
All dimensions in mm.

Product group **3**

Variation

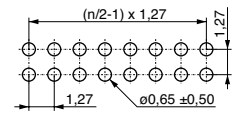
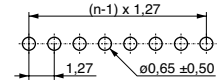


1



2

PCB Layout



see figure left	see figure left	see figure left	see figure left	available in variation
A	B	C	L	
11,00	2,80	2,10	6,10	1
14,20	6,00	2,10	6,10	1
7,30	3,00	2,30	2,00	2
8,20	3,00	2,85	2,35	2
14,33	3,00	2,85	8,48	2
15,03	3,00	2,85	9,18	2
18,50	3,00	3,00	12,50	2

Plating:
 T = Sn
 F = Au
 S = Selective Au (min 5 mm on mating side)

* No. of contacts:
 Variation 1 = 003 - 050
 Variation 2 = 006 - 100

Variation (1,2)

No. of contacts *
(003,... 100)

Plating contact (T,F,S)

A (1/100 mm)
e.g. 1000 = 10,00 mm



www.mpe-connector.de

Order code:

177-?-?-????-0-?-?-XS0-????

Mating series	187	185	349
see page	4-5	4-7	4-8