Pin Header SMD 2,00 mm

Series **152**

pitch **2,00**

termination

contact size **□ 0,50**

max. pincount **040 / 050**

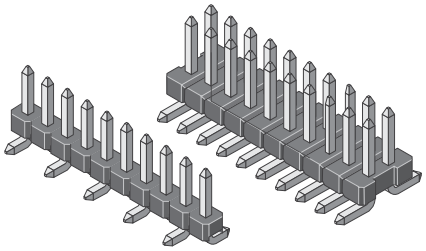

Rated current	1,5 A
Rated voltage	150 VRMS / VDC
Withstand voltage	500 VRMS for one minute
Material contact	Copper alloy
Material insulator	High temp. thermoplast UL94V-0
Operating temperature	-40°C to +105°C
Max. processing temper.	260°C for 10 seconds

All dimensions in mm.

Product group **3**

Variation

Layout A

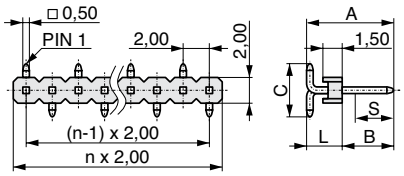

1

Layout B

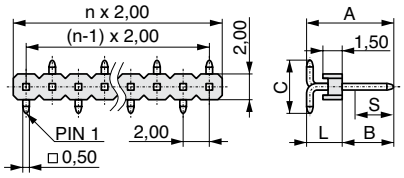

2

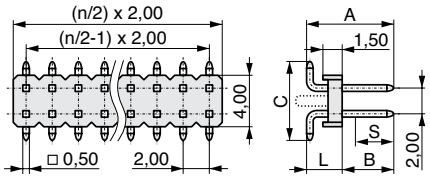

3

PCB Layout

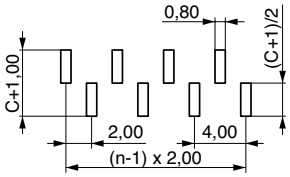

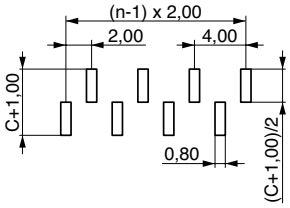

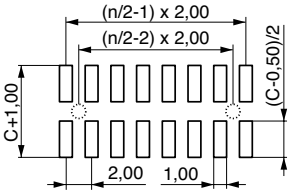

see figure left	see figure left	see figure left	see figure left	available in variation		
A	B	C	L			
6,00	3,90	5,74	2,10	1	2	
6,10	4,00	4,80	2,10	1	2	
6,77	4,00	4,50	2,77	1	2	
6,85	4,00	3,35	2,85	1	2	
12,42	10,22	4,80	2,20	1	2	
5,50	3,40	7,96	2,10			3
5,80	3,50	7,44	2,30			3
6,20	4,00	6,70	2,20			3
6,35	4,00	6,34	2,35			3
6,57	3,80	6,00	2,77			3
6,77	4,00	6,00	2,77			3

** Positioning peg
0 = Without peg
1 = With peg
(optional only for variation 3)

Plating:
T = Sn
F = Au
S = Selective Au
(min 5 mm on mating side)

Packaging:
R = Reel
T = Tube

* No. of contacts:
Variation 1 = 003 - 040
Variation 2 = 003 - 040
Variation 3 = 004 - 050

Cap:
0 = Without cap
1 = With cap

Order code: 152 - ? - ??? - ? - ? - X ?? - ????

Variation (1,2,3)	No. of contacts * (003,... - 050)	Positioning peg (0,1)	Plating contact (T,F,S)	Packaging (R,T)	Cap (0,1)	A (1/100 mm) e.g. 1000 = 10,00 mm

CS100818_V4

mpe GARRY

www.mpe-connector.de

MPE-Garry GmbH • Schäfflerstraße 13 • 87629 Füssen • Germany • Phone: +49 (0) 83 62 / 91 56-0 • Fax: +49 (0) 83 62 / 91 56-500 • Email: vk@mpe-connector.de • www.mpe-connector.de

Mating series	159	422	158	413	160
see page	4-15	4-16	4-17	4-18	6-8