


Female Header with Turned Contacts 2,54 mm

Series

111



Rated current	3,0 A
Rated voltage	150 V _{RMS} / V _{DC}
Withstand voltage	500 V _{RMS} for one minute
Material contact	Copper alloy
Material clip	Beryllium copper
Material insulator	High temp. thermoplast UL94V-0
Operating temperature	-55°C to +125°C
Max. processing temper.	260°C for 10 seconds

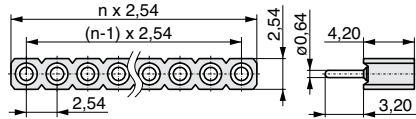
pitch	2,54
termination	
mating pin size	□ 0,70-0,90
	□ 0,64
max. pincount	032/064/096

All dimensions in mm.

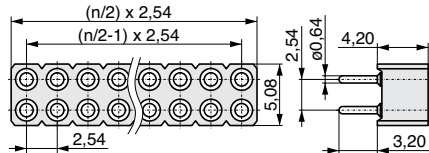
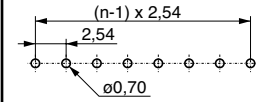
Variation

PCB Layout

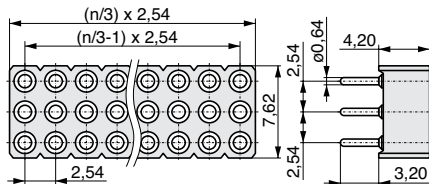
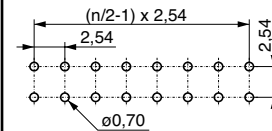
Product group
4



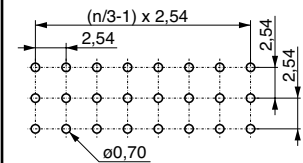
1



2



3



Clip style:
M = 6 finger clip

Plating:
T = Sn
F = Au
H = Au 0,75 μ

* No. of contacts:
Variation 1 = 001 - 032
Variation 2 = 004 - 064
Variation 3 = 006 - 096

Variation (1,2,3)

No. of contacts *
(001,... - 096)

Clip style
Plating contact
Plating clip (F,H)



www.mpe-connector.de

Order code:

111-2-2-2-0-MT2-LS0

Mating series	087	089	090	585	088	334	368	104	108	130	296								
see page	3-37	3-38	3-39	3-40	3-41	3-42	3-43	3-44	3-45	3-46	3-53								

MPE-Garry GmbH • Schafflerstraße 13 • 87629 Füssen • Germany • Phone: +49 (0) 83 62 / 91 56-0 • Fax: +49 (0) 83 62 / 91 56-500 • Email: vk@mpe-connector.de • www.mpe-connector.de