


Female Header Dual Entry 2,54 mm

Series

097



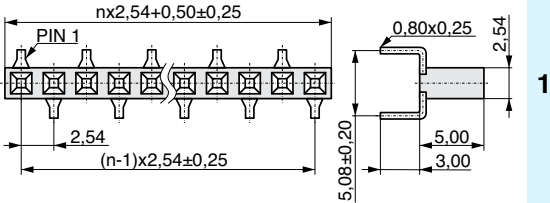
Rated current	3,0 A
Rated voltage	250 V _{RMS} / VDC
	Please consider air- and creepage distances
Withstand voltage	500 V _{RMS} for one minute
Material contact	Phosphor bronze
Material insulator	High temp. thermoplast UL94V-0
Operating temperature	-40°C to +105°C
Max. processing temper.	260°C for 10 seconds

pitch	2,54
termination	
mating pin size	<input type="checkbox"/> 0,64
max. pincount	040 / 080

All dimensions in mm.

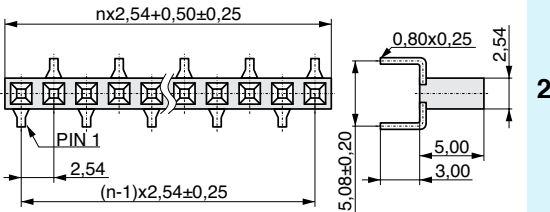
Variation

Layout A

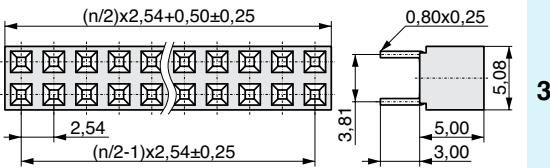


1

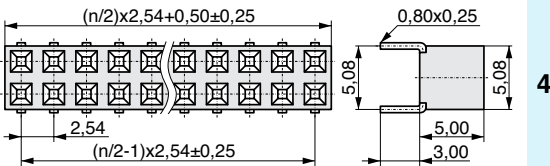
Layout B



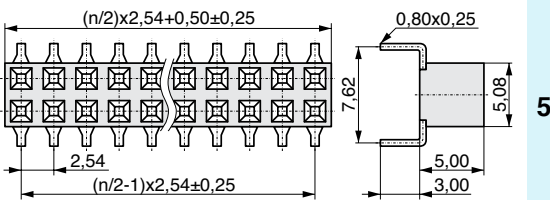
2



3



4



5

Plating:
T = Sn
F = Au
S = Selective Au

Packaging:
T = Tube

* No. of contacts:
Variation 1 = 002 - 040
Variation 2 = 002 - 040
Variation 3 = 004 - 080
Variation 4 = 004 - 080
Variation 5 = 004 - 080

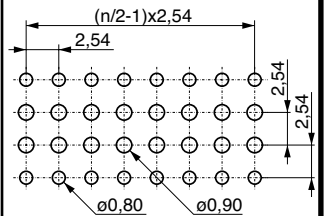
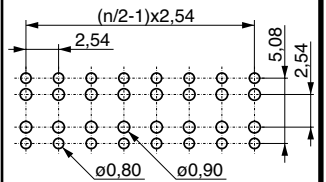
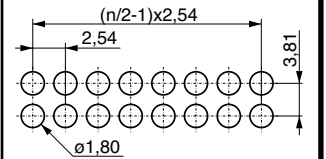
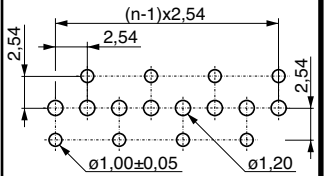
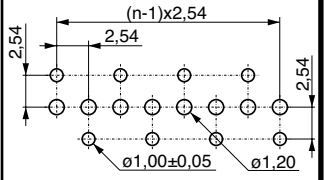
Variation (1,2,3,...)

No. of contacts *
(002,... - 080)

Plating contact (T,F,S)

Packaging

PCB Layout



Product group
4

Order code:

097-2-222-0-N?X-XT0

Mating series	087	089	090	585	088	334	368	296												
see page	3-37	3-38	3-39	3-40	3-41	3-42	3-43	3-53												



www.mpe-connector.de

CS17081_V2