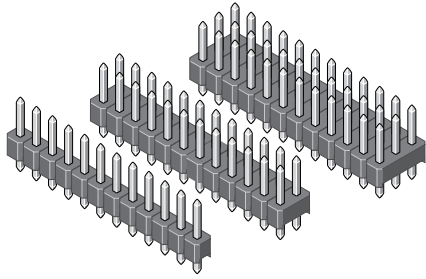


Pin Header 2,54 mm

Series

087



| | |
|---|--|
| Rated current | 3,0 A |
| Rated voltage | 250 V _{RMS} / V _{DC} |
| Please consider air- and creepage distances | |
| Withstand voltage | 500 V _{RMS} for one minute |
| Material contact | Copper alloy |
| Material insulator | High temp. thermoplast UL94V-0 |
| Operating temperature | -40°C to +105°C |
| Max. processing temper. | 260°C for 10 seconds |

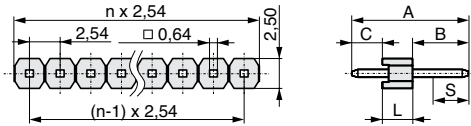
| | |
|---------------|--------------------|
| pitch | 2,54 |
| termination | |
| contact size | 0,64 |
| max. pincount | 050/100/120 |

All dimensions in mm.

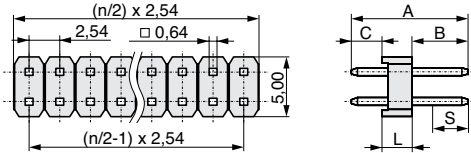
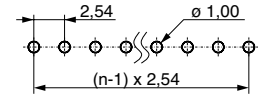
Product group
3

Variation

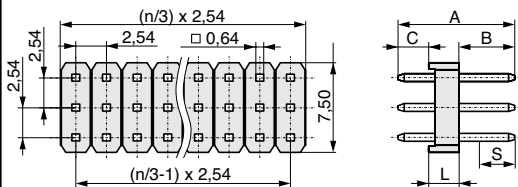
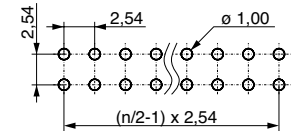
PCB Layout



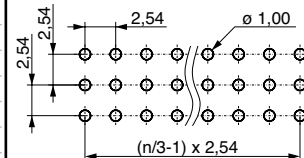
1



2



3



| | see figure left | see figure left | see figure left | see figure left | available in variation |
|-------|-----------------|-----------------|-----------------|-----------------|------------------------|
| | A | B | C | L | |
| 10,20 | 5,20 | 2,50 | 2,50 | 1 2 3 | |
| 11,30 | 5,50 | 3,30 | 2,50 | 1 2 3 | |
| 10,80 | 5,80 | 2,50 | 2,50 | 1 2 3 | |
| 12,60 | 6,80 | 3,30 | 2,50 | 1 2 3 | |
| 13,90 | 8,20 | 3,30 | 2,50 | 1 2 3 | |
| 14,70 | 9,00 | 3,30 | 2,50 | 1 2 3 | |
| 16,50 | 10,70 | 3,30 | 2,50 | 1 2 3 | |
| 17,70 | 12,10 | 3,30 | 2,50 | 1 2 3 | |
| 19,80 | 14,00 | 3,30 | 2,50 | 1 2 3 | |
| 21,60 | 15,80 | 3,30 | 2,50 | 1 2 3 | |
| 22,80 | 17,00 | 3,30 | 2,50 | 1 2 3 | |
| 24,90 | 19,10 | 3,30 | 2,50 | 1 2 3 | |
| 10,00 | 6,00 | 2,50 | 1,50 | 1 2 | |
| 10,60 | 6,60 | 2,50 | 1,50 | 1 2 | |
| 11,10 | 6,30 | 3,30 | 1,50 | 1 2 | |
| 13,80 | 9,00 | 3,30 | 1,50 | 1 2 | |
| 14,30 | 9,50 | 3,30 | 1,50 | 1 2 | |
| 14,60 | 9,80 | 3,30 | 1,50 | 1 2 | |
| 16,80 | 12,00 | 3,30 | 1,50 | 1 2 | |
| 19,60 | 14,80 | 3,30 | 1,50 | 1 2 | |
| 21,40 | 16,60 | 3,30 | 1,50 | 1 2 | |
| 22,60 | 17,80 | 3,30 | 1,50 | 1 2 | |
| 24,70 | 19,90 | 3,30 | 1,50 | 1 2 | |

Plating:
T = Sn
F = Au
S = Selective Au (min 5 mm on mating side)

* No. of contacts:
Variation 1 = 001 - 050
Variation 2 = 002 - 100
Variation 3 = 003 - 120

Variation (1,2,3)

No. of contacts *
(001, ... - 120)

Plating contact (T,...)

A (1/100 mm)
e.g. 1000 = 10,00 mm

FERRATEC

mpe
GARRY

www.mpe-connector.de

Order code:

087-?-?-???-0-?-?-XS0-???

| | | | | | | | | | | | | | | | | | | | | |
|---------------|------|------|------|------|------|------|------|------|------|------|------|------|------|------|------|------|------|------|--|--|
| Mating series | 094 | 095 | 096 | 097 | 298 | 299 | 099 | 100 | 098 | 366 | 111 | 115 | 612 | 613 | 114 | 122 | 120 | 430 | | |
| see page | 4-22 | 4-23 | 4-24 | 4-25 | 4-26 | 4-27 | 4-28 | 4-29 | 4-30 | 4-31 | 4-32 | 4-33 | 4-34 | 4-35 | 4-37 | 6-38 | 4-39 | 6-10 | | |

